



OUR PAST  
GUARANTEES

**YOUR FUTURE**

PRODUCT  
CATALOG

[www.yr-agricultural.com](http://www.yr-agricultural.com)





# about us

YellowRose Group was established in 1987 in Afyonkarahisar Turkey, started its activities by selling construction materials inside Turkish local market then later expanded to the agricultural machinery field. Our company, which was established with the mission of selling top quality products at affordable prices, have been continuing its activities since then without compromising our principles. then to expand our work and sector we started selling and exporting the YellowRose agricultural equipment worldwide in line with the special demands of our customers, many sector products can be specially manufactured and responded to the needs of our customers. As YellowRose group company, we state that we are ready with all our units in order to provide the best service to our valued customers, we wish you to contact us for quality, efficient and profitable trade. We try our best to give you the very best product options, prices, advice and service, so that you can concentrate on getting your job done. When you order from YellowRose Agricultural, you can rest assured that you are getting the very highest quality, and best value for your money. Working with YellowRose Agricultural simply means working with the best.





# CORN HARVESTING HEADER



YR Corn Header is a machine running coupled with combine harvesters designed specifically for harvesting Corn kernel. YR corn harvesting Header is a specially designed and developed in order to minimize the grain losses that may occur during the harvest process. It is designed to be attached to any brand and model of Combine Harvester with easy modification in the connection kit. The stalk choppers, which can be switched on and off with the help of a screwdriver or piler, successfully perform the handle cutting process using low power with 2 tungsten carbide steel knives placed on a large diameter steel disc. The operator can set the opening adjustments of the harvest plates through a remote control without leaving the cabin. The gathering chains, which guarantee working under the worst conditions fulfill their task perfectly through the automatic tension system without needing any adjustment. Crop collection performance of the header is improved through optional side augers. Elibol corn Header which is designed as above, aims you to collect your harvest from the field in the easiest way possible.







# CORN HARVESTING HEADER



TECHNICAL SPECIFICATIONS	4-Row Corn Header	5-Row Corn Header	6-Row Corn Header
Model	MHS4	MHS5	MHS6
Number of Rows (Piece)	4	5	6
Productivity (Performance), ha/h	1,83	2,08	2,33
Working Width (mm)	2800	3500	4200
Total Width (mm)	2910	3610	4310
Width in Road Mode (mm)	2910	3610	4310
Total Length (mm)	1900	1900	1900
Total Height (mm)	1300	1300	1300
Static Weight (kg)	1520	1800	2080
Dynamic Weight (kg)	1950	2250	2650
Power Supply	Combined Harvester	Combined Harvester	Combined Harvester
RPM of the Power Take-off (optional)	540-750	540-750	540-750
Distance Between Rows (mm)	700	700	700
Recommended working Speed (km/h)	5	5	5
Working capacity of the machine under normal conditions (ha)	1800-2550	2250-3000	2700-3450
Permitted operating Temperature	from -20oC to +400oC	from -20oC to +400oC	from -20oC to +400oC
Noise Level (while Maintained)	<80dB	<80dB	<80dB
Permitted Continuous operating hours	8h	8h	8h
Number of Gripper Rollers (Piece)	8	10	12
Separator cover Material	Polyethylene	Polyethylene	Polyethylene
Number of Gathering Chains (Piece)	8	10	12
Distance Control of the cutting knives	Hydraulic	Hydraulic	Hydraulic
Distance Between cutting knives (mm)	Adjustable (35-55)	Adjustable (35-55)	Adjustable (35-55)
Speed of the stalks chopping Unit (l/min)	2150	2150	2150
Stalk chopper peripheral speed (m/s)	25,87	25,87	25,87
Number of Stalk Choppers (Piece)	4	5	6
Number of Blades in a Stalk Chopper (Piece)	8	10	12
Blade Hardness (RSD-C)	50,8	50,8	50,8



TECHNICAL SPECIFICATIONS	6-Row Folding Corn Header	8-Row Corn Header	8-Row Folding Corn Header
Model	MHS6F	MHS8	MHS 8F
Number of Rows (Piece)	6	8	8
Productivity (Performance), ha/h	2,33	3,1	3,1
Working Width (mm)	4200	5600	5600
Total Width (mm)	4310	5710	5710
Width in Road Mode (mm)	2900	5710	4300
Total Length (mm)	1900	1900	1900
Total Height (mm)	1300	1300	1300
Static Weight (kg)	2320	2640	2880
Dynamic Weight (kg)	2950	3450	3750
Power Supply	Combined Harvester	Combined Harvester	Combined Harvester
RPM of the Power Take-off (1/min) (optional)	540-750	540-750	540-750
Distance Between Rows (mm)	700	700	700
Recommended working Speed (km/h)	5	4	4
Working capacity of the machine under normal conditions (ha)	2700-3450	3600-4350	3600-4351
Permitted operating Temperature	from -20oC to +4000oC	from -20oC to +4000oC	from -20oC to +4000oC
Noise Level (while Maintained)	<80dB	<80dB	<80dB
Permitted Continuous operating hours	8h	8h	8h
Number of Gripper Rollers (Piece)	12	16	16
Separator cover Material	Polyethylene	Polyethylene	Polyethylene
Number of Gathering Chains (Piece)	12	16	16
Distance Control of the cutting knives	Hydraulic	Hydraulic	Hydraulic
Distance Between cutting knives (mm)	Adjustable (35-55)	Adjustable (35-55)	Adjustable (35-55)
Speed of the stalks chopping Unit(l/min)	2150	2150	2150
Stalks chopper peripheral speed (m/s) (m/s)	25,87	25,87	25,87
Number of Stalk Choppers (Piece)	6	8	8
Number of Blades in a Stalk Chopper (Piece) (Piece)	12	16	16
Blade Hardness ( RSD-C)	50,8	50,8	50,8



# SUNFLOWER HARVESTING HEADER (WITH CHOPPER)



Sunflower harvesting headers harvest the sunflower to extract the oils and sunflower pulps. This machine reduces manpower needed in sunflower harvest operations and sunflowers are harvested in a short while without any influence from seasonal factors. It is designed to be attached to any brand and model of combine harvester with easy changes in the connection kit.

Superior harvest performance of YR Sunflower Header shows its necessity. The machine shows its superior performance on all sunflower varieties and it is used in all products without facing any problem regardless of the size of the stems and flowers of sunflowers. The sunflower header as a significant example for agricultural mechanization practices will be the first choice with its high performance in harvest operations; combination of its ideal design and functionalities is a success criterion for the product. Elibol Sunflower Header which is designed in this way aims you to harvest your products easily and without experiencing any product loss by keeping its performance high.







## TECHNICAL SPECIFICATIONS

### 6-Row Sunflower Header

Model	AHT6
Number of Rows (Piece)	6
Productivity (Performance), ha/h	3,1
Working Width (mm)	4200
Total Width (mm)	4350
Total Length (mm)	3000
Total Height (mm)	1650
Weight (kg)	1720
Power Supply	Combined Harvester
RPM of the Power Take-off (1/min) (optional)	540-750
Distance Between Rows (mm)	700
Recommended working Speed (km/h)	7
Working capacity of the machine under normal conditions (ha)	3400-4250
Permitted Operating Temperature	from -20oC to +4000
Noise Level (while Maintained)	<80dB
Permitted Continuous Operating hours	8h
Number of Gripper Rollers (Piece)	12
Separator cover Material	ST37(1.0037)(S235JR)
Number of Gathering Chains (Piece)	12
Stalk chopping system	With Gearbox
Number of stalks chopping units (Piece)	6
Number of Cutter Blade (Piece)	12
Blade Hardness (RSD-C)	50,8





# ROW INDEPENDENT SUNFLOWER HEADER (WITH CHOPPER)



Sunflower harvesting headers harvest the sunflower to extract the oils and sunflower pulps. This machine reduces manpower needed in sunflower harvest operations and sunflowers are harvested in a short while without any influence from seasonal factors. It is designed to be attached to any brand and model of combine harvester with easy changes in the connection kit.

Superior harvest performance of YR Sunflower Header with Crusher shows its necessity. The machine shows its superior performance on all sunflower varieties and it is used in all products without experiencing any problem regardless of the size of the stems and flowers of sunflowers. The Sunflower Header with Crusher as a significant example for agricultural mechanization practices will be the first choice with its high performance in harvest operations; combination of its ideal design and functionalities is a success criterion for the product. Elibol Sunflower Header with Crusher which is designed in this way aims you to harvest your products easily and without experiencing any product loss by keeping its performance high.





## TECHNICAL SPECIFICATIONS

Model	FreeSun 480	FreeSun 550	FreeSun 690	FreeSun 820	FreeSun 960
Number of Rows (Piece)	7	8	10	12	14
productivity (Performance), ha/h	2,88	3,3	4,14	4,9	5,7
Working Width (mm)	4800	5500	6900	8200	9600
Total Width (mm)	5260	5950	7320	8670	10050
Number of separator trays (piece)	20	23	29	35	41
Total Length (mm)	2400	2400	2400	2400	2400
Total Height (mm)	1400	1400	1400	1400	1400
Weight (kg)	1760	1950	2200	2500	2900
Power Supply	Combined Harvester	Combined Harvester	Combined Harvester	Combined Harvester	Combined Harvester
RPM of the Power Take-off (1/min) (optional)	540-750	540-750	540-750	540-750	540-750
Distance Between Rows (mm)	Independent	Independent	Independent	Independent	Independent
Recommended working speed (km/h)	6	6	6	6	6
Permitted Operating Temperature	from -20oC to +4000	from -20oC to +4000	from -20oC to +4000	from -20oC to +4000	from -20oC to +4000
Noise Level (while Maintained)	<80dB	<80dB	<80dB	<80dB	<80dB
Permitted Continuous Operating hours	8h	8h	8h	8h	8h
Stalk chopping units	Optional	Optional	Optional	Optional	Optional
Number of stalks chopping units (Piece)	7	8	10	12	14
Number of Blades in a Stalk Chopper (Piece)	14	16	20	24	28
Blade Hardness ( RSD-C)	50,8	50,8	50,8	50,8	50,8




## 3- STRING TWINE BALER



YR Baler collects all crop residue-stems left by combine harvesters on your farmland from the surface of it, passes them through the cutting unit and turns them into hay bales by tying them with a knotting unit. The bales left on your farmland can be easily handled and stacked with the help of their light weight and strong strings. Our baler models vary in themselves considering their functions, the products are classified as 3-twine baler with chopping unit, 3-twine baler GOLD, 2-twine baler without chopping unit and 2-twine baler GOLD without chopping unit. Our standard type, 3-twine balers with chopping unit and wide-model GOLD type balers can also perform baling of crops such as clover, vetch, trefoil and etc. when their chopping unit is removed.

The stems of the grains such as wheat, barley, oat, rye and etc. and the forage plants such as clover, vetch, trefoil and etc. left on the field after harvest are turned into hay and stem bales. The power needed for driving the machine is obtained from the power take-off of the tractor through the machine's shaft. The machine runs quiet and fast. In addition to these, through the hydraulic system on the pickup section, the collector unit can be adjusted easily by moving upwards and downwards. By this way, the user can easily move the pickup on the farmland through the tractor and the crop residues on surface of the farmland are minimized. Through appropriate selection of the drive transmission units on the machines, the power need from the tractor is minimized.

EMS 003 Baler has been manufactured with a different main housing, chassis and bale compression room by using thicker and stronger materials. The volant is designed to minimize the power need from the tractor and abrasion and decoupling risks of are eliminated through the roller bearing in the center and the fuse breaker function. All products manufactured by our firm have test reports, certified industry registration certificates and production certificates. Our products are sold through the Agricultural Credit Cooperative, Pankobirlik and Ziraat Bank. We intend to provide maximum satisfaction and benefit for the owners of our Agricultural Machines through our guarantee service which aims to minimize the downtimes of machines through its rapid intervention and fast resolutions in the guarantee term.





### TECHNICAL SPECIFICATIONS

### 3-STRING TWINE BALER WITH EXTRA CUTTING SYSTEM

Model	F6100
Working Width (mm)	150
Bale dimensions (cm)	36-46
Bale Length (cm)	30-135
Weight of Weed Bales (kg)	25-35
Weight of Hay Bales (kg)	18-25
Extra cutting Unit (chopper)	Star Crusher
Position of the Cutting Unit (chopper)	Hydraulically Adjustable
Chopper RPM (l/min)	2 options - 1900/900
Tying system movement	Chain gear system
Feeding Unit (feeder forks) movement	Chain gear system
Feeding Unit (feeder forks) System	Automatic/spring
Internal Width of the Pickup (cm)	150
Length of the Machine in Operating position (cm)	640
Length of the Machine in Road position (cm)	500
Width (cm)	258
Height (cm)	180
Size of the Left Tire	10/75-15,3
Size of the Right Tire	10/80-12
Weight (kg)	2450
Power Requirement (Hp)	60-70
Tying System	3-knotter
Productivity (Bale/Day)	1000-1200

### TECHNICAL SPECIFICATIONS

### 3-STRING TWINE BALER WITHOUT EXTRA CUTTING SYSTEM


Model	EMS 005
Working Width (cm)	155
Bale dimensions (cm)	36-46
Bale Length (cm)	30-135
Weight of Weed Bales (kg)	25-35
Weight of Hay Bales (kg)	18-25
Extra cutting Unit (chopper)	Not Available
Piston Stroke (cm)	66
Piston Speed (stroke/min)	90
Internal Width of the Pickup (cm)	155
Length of the Machine in working mode (cm)	640
Length of the Machine in Road position (cm)	500
Width (cm)	258
Height (cm)	180
Size of the Left Tire	7.50x16
Size of the Right Tire	6.50x16
Weight (kg)	2000
Power Requirement (Hp)	60-70
Tying System	3 twine
Productivity (Bale/Day)	1000-1200



# 3- STRING TWINE BALER









## 2-STRING TWINE BALER WITHOUT EXTRA CUTTING SYSTEM



YR Baler collects all crop residue-stems left by combine harvesters on your farmland from the surface of it, passes them through the cutting unit and turns them into hay bales by tying them with a knotting unit. The bales left on your farmland can be easily handled and stacked with the help of their light weight and strong strings. Our baler models vary in themselves considering their functions, the products are classified as 3-twine baler with chopping unit, 3-twine baler GOLD, 2-twine baler without chopping unit and 2-twine baler GOLD without chopping unit. Our standard type, 3-twine balers with chopping unit and wide-model GOLD type balers can also perform baling of crops such as clover, vetch, trefoil and etc. when their chopping unit is removed.

The stems of the grains such as wheat, barley, oat, rye and etc. and the forage plants such as clover, vetch, trefoil and etc. left on the field after harvest are turned into hale and stem bales. The power needed for driving the machine is obtained from the power take-off of the tractor through the machine's shaft. The machine runs quiet and fast. In addition to these, through the hydraulic system on the pickup section, the collector unit can be adjusted easily by moving upwards and downwards. By this way, the user can easily move the pickup on the farmland through the tractor and the crop residues on surface of the farmland are minimized. Through appropriate selection of the drive transmission units on the machines, the power need from the tractor is minimized.

EMS 003 Baler has been manufactured with a different main housing, chassis and bale compression room by using thicker and stronger materials. The volant is designed to minimize the power need from the tractor and abrasion and decoupling risks of are eliminated through the roller bearing in the center and the fuse breaker function. All products manufactured by our firm have test reports, certified industry registration certificates and production certificates. Our products are sold through the Agricultural Credit Cooperative, Pankobirlik and Ziraat Bank. We intend to provide maximum satisfaction and benefit for the owners of our Agricultural Machines through our guarantee service which aims to minimize the downtimes of machines through its rapid intervention and fast resolutions in the guarantee term.





## TECHNICAL SPECIFICATIONS

## 2-STRING TWINE NEW GENERATION BALER

Model	F6100
Working Width (mm)	150
Bale dimensions (cm)	36-46
Bale Length (cm)	30-135
Weight of Weed Bales (kg)	25-35
Weight of Hay Bales (kg)	28-25
Extra cutting Unit (chopper)	Not Available
Tying system Movement	Chain Gear System
Feeding Unit (feeder forks) Movement	Chain Gear System
Feeding Unit (feeder forks) System	Automatic / Spring
Piston Stroke (cm)	66
Piston Speed (stroke/min)	90
Internal Width of the Pickup (cm)	150
Length of the Machine in working position (cm)	640
Length of the Machine in Road position (cm)	500
Width (cm)	258
Height (cm)	180
Size of the Left Tire	10/75-15,3
Size of the Right Tire	10/80-12
Weight (kg)	1900
Power Requirement (Hp)	60-70
Tying System	2 twine
Productivity (Bale/Day)	1000-1200



# STONE CRUSHER



YR CRUSHER 1500 Stone Crusher is driven by the power take-off of the tractor. The stone crushing machine, connected to the tractor with a drawbar, crushes stones on field surface and 12-20cm underground stones with the help of imported specially manufactured diamond blades. Crushing process is done between 32 diamond blades and 25 cm thick HARDOX jaw. The internal part of the machine is equipped with custom-configuration hardox 12 mm metal sheets resistant to abrasion. The machine is used on all fields with high stone density such as stony farmlands, orchards, greenhouses, seashores and etc. which can be tamed arable. The soil becomes arable when the stones on the farmland surface are crushed and the minerals in stones and etc. are mixed in the soil. By this way, the yield obtained from farmlands increases and use of chemical fertilizers decreases.

The stone crusher and spreader ensure that you get maximum productivity by fetching stones from the surface and stones that reach a depth of 20 cm from the soil. The stone crushing machine, which offers high-level efficiency and workability in stony lands, is designed and developed to achieve the most efficiency. In addition to this, it can also be used in road construction operations.


- \* It helps to break stones with a diameter of 15-20 cm on the surface.
- \* The penetration depth is around 12-20 cm based on the soil structure.
- \* It helps processing 800-1200 m<sup>2</sup> field in a hour at 0,2 - 0,9 km/h minimum operation speed.
- \* It makes it easy to make the stony areas suitable for agriculture.
- \* The machine mixes the minerals and elements in stones into the soil by crushing them.
- \* It can be used in construction and maintenance of roads.





## TECHNICAL SPECIFICATIONS

Model	CRUSHER 1500
Working Width (mm)	1500
Soil Penetration Depth (mm)	MAX. 150
Operating Speed (km/h)	0,3-1,5
Machine Weight (kg)	1400
Number of Crusher Blades (Piece)	32
Feature of the Crusher Blades	Special Diamond-Ended System
Position of the Crusher Blade	Detachable
Power Take-off RPM (l/min)	540
Rear Cover of the Machine	Hydraulically Adjustable Piston
Chassis and Internal Support Materials of the Machine	Hardox
Power Supply of the Oil Pump	Power Take-Off of the Tractor
Rear Cover of the Machine	P.T.O.
Power Requirement (Hp)	90-100 Hp
Required Tractor Functionality	Super Creep Transmission
Machine Width (mm)	1800
Machine Length (mm)	1250
Machine Height (mm)	1200





# STONE COLLECTING MACHINE



YR Stone collecting machine collects and stores the stones on the soil surface or in particular depths of the soil. The machine is consist of a rotor, heat-treated blades and custom-design springs designed for picking up stones. By these components, it becomes possible to pick stones at any diameter and sort without causing any damage for the machine. The movement of the storage tank is driven through the hydraulic cylinder. By means of special-design steel pickers, the stones that fall into the sieve are filtered of soil. Then the stones are transferred to the storage tank and soil left back on the field. Due to its superior design, the machine is used economically under all kinds of soil conditions. All materials used for manufacturing the machine are selected carefully and the machine is manufactured without compromising from high-quality. It can be used anywhere you want to collect stones like farmland, construction sites, parks, lands, etc.





## TECHNICAL SPECIFICATIONS

Model	Köstebek
Working Speed (km/h)	2-10
Working depth (cm)	25
RPM of the Power Take-off (l/min)	540
Rotor working speed (l/min)	82
Weight (kg)	3710
Length (mm)	5100
Width (mm)	2450
Height (mm)	2250
Working Width (mm)	1700
Discharge Height (mm)	3250
Diameter of the collectable Stones (mm)	30-350
Number of collecting Blades (Piece)	68
Number of Tension Springs (Piece)	34
Thickness of the Soil Blade (mm)	15
Storage tank Capacity (m3)	3
Required Tractor Power (Hp)	70
Sieve Dimensions (cm)	132x155



# FEED MIXING MACHINE



YR Feed Mixing and Spreader is attached behind the tractor by the drawbar and performs all its functions such as mixing and spreading feeds by pressurizing the hydromotor located on the machine which is driven by the power take-off of the tractor and by this way, the need for high manpower and time-based losses are minimized.

This is a combined machine which is designed for keeping the meat and milk quality in dairy cow breeding, stock breeding and sheep and goat breeding at the highest level. The homogeneity in ration and the desired granule size needed by the livestock are kept at the maximum level by means of this machine. The advantages of YR Forage Mixer and Spreader completely manufactured for this purpose are as follows;

- \* It can turn the products you would like to use as feed such as stem, hay, clover, silage, cossene, concentrate feed and etc. in a homogeneous form in the feed mixing machine.
- \* The weighing system which we provide our customer optionally has the memory for 17 rations and you can prepare the products in the weight you desire through the menu with multi-language option.
- \* With the loading bucket on the machine, it provides the convenience of transferring the products to the machine chamber with low labor.
- \* Easy to use through its electronic control.
- \* Increasing meat and dairy yield which you can get from your livestock thanks to its advantages such as minimizing losses based on manpower and time will provide contribution in your profitability and competitive strength.







# FEED MIXING MACHINE




**TECHNICAL SPECIFICATIONS**
**TIGERMIX 4**

Model	Tigermix 4
Body Volume	4m <sup>3</sup>
Kerb Weight (kg)	2200
Loading System	Rear loading Bucket
Loading Capacity (kg)	1750
Helix System	Horizontal Double Helix
Movement System	Gear Group with Planet Reducer
Power Take-off RPM (l/min)	540
Mixture Homogeneity (%)	90
Mixing Time (minute)	15
Weighing System	Optional
Weighing System Feature	Digital System with the Memory for 17 Rations
First Movement Transfer	Planet Reducer
Hydraulic Pressure Source	Available on the Machine Oil Pump
Power Supply of the Oil Pump	Power Take-Off of the Tractor
Movement Transfer	P.T.O.
Helix Power Distribution	Milling Connection liquid Lubricant Protection Gear Group
Power Need (Hp)	45
Number of drive Input Shafts	Single
Tire dimensions	10,0/80-12
Tractor Separator Leg	Hydraulic piston
Discharge Cover	Optional
Distribution System	Conveyor Band
Conveyor speed (l/min)	80
The thickness of the sheet base of the machine body (mm)	8
Helix leaf Sheet Thickness (mm)	12
Helix Pipe Thickness (mm)	14
Diameter of the helix circle (mm)	401
The distance between the leaf sheets existed on the helix (mm)	350
Color of the Protective Paint	Optional
Number of Chopper Axe Blades (Piece)	22
Number of Chopper Daisy Blades (Piece)	24
Machine Width (mm)	1550
Machine Length (mm)	4100
Machine Height (mm)	2200

**TECHNICAL SPECIFICATIONS**
**TIGERMIX 6**

Model	Tigermix 6
Body Volume	6 m <sup>3</sup>
Kerb Weight (kg)	2700
Loading System	Rear loading Bucket
Loading Capacity (kg)	2500
Helix System	Horizontal Double Helix
Movement System	Gear Group with Planet Reducer
Power Take-off RPM (l/min)	540
Mixture Homogeneity (%)	90
Mixing Time (minute)	15
Weighing System	Optional
Weighing System Feature	Digital System with the Memory for 17 Rations
First Movement Transfer	Planet Reducer
Hydraulic Pressure Source	Available on the Machine Oil Pump
Control System	Electronic Control
Power Supply of the Oil Pump	Power Take-Off of the Tractor
Movement Transfer	P.T.O.
Helix Power Distribution	Milling Connection liquid Lubricant Protection Gear Group
Power Need (Hp)	55
Number of Movement Input Shafts	Single
Tire Size	10,0/75-15,3
Tractor Separator Leg	Hydraulic Piston
Discharge Cover	Optional
Distribution System	Conveyor Band
Conveyor RPM (l/min)	80
The thickness of the sheet base of the machine body	10
Helix Sheet Thickness (mm)	15
Color of the Protective Paint	Red
Number of Chopper Axe Blades (Piece)	28
Number of Chopper Daisy Blades (Piece)	52
Machine Width (mm)	1900
Machine Length (mm)	4900
Machine Height (mm)	2450



# LIQUID FERTILIZER DISTRIBUTION TANK



YR liquid Fertilizer Distribution Tank is developed for distributing/spreading 15% fluid fertilizer which is obtained by separating its solid and fluid forms of animal manure with high organic matter content by means of a separator. By means of its specifically selected pump and mechanical machine structure, it ensures homogenous distribution/spread of liquid fertilizer on the surface of farmlands. With the help of the pump on the machine, the liquid fertilizer drawn by vacuum can be taken from the fertilizer pool in a short time and safely. The gate valves running through a secured hydraulic system adjust the intensity of the vacuum and discharge lines, by this way, it is ensured that the fertilizer is filled in the tank and sprayed on the surface of farmland at desired rates. With the help of the upper spreader system which is optionally coupled on the machine, wider distribution/spread area is obtained.

We intend to provide maximum satisfaction and benefit for the owners of our Agricultural Machines through our guarantee service which aims to minimize the downtimes of machines through its rapid intervention and fast resolutions in the guarantee term.





**TECHNICAL SPECIFICATIONS**

**10 TON**

Model	EMS 0000
Loading Capacity (ton)	10.
Width (mm)	2550
Length (mm)	6750
Height (mm)	2450
Weight (kg)	3300
Maximum Total Weight (kg)	13500
Vacuum Pump	Available
Power of the Vacuum Pump (Bar)	0,95
Power of the Pressure Pump (Bar)	1,5
Capacity of the Vacuum Pump (l/min)	8500
Tire Size	550/60-15.5
Discharge Cover Type	Hydraulic Gate Valve
Spread Width (m)	8-12
Power Take-off RPM (l/min)	540
Power Need (Hp)	90
Number of Axles	Tek
Upper Spreader	Optional
Spread Width of the Upper Spreader (m)	30-40
Color of the Protective Paint	Yellow





# GARDEN SOLID FERTILIZER DISTRIBUTION TRAILER




YR Garden Fertilizer is driven through the power take-off of the tractor. YR Garden Fertilizer attached to the tractor through the draw bar transfers the solid farm fertilizer to the finger-type rotor system through the chain conveyor. The fertilizer taken from the feeding unit is discharged through the disk spreader running parallel to the farm surface. The machine spreads solid farm fertilizer homogenously to the bottom of trees in orchards and vineyards. The machine performs ergonomic fertilization operation on small farmlands and rough areas. Solid farm fertilizer spread on the land surface transfers the organic matters in it to the soil and increases the amount of plant nutrients in the soil.





## TECHNICAL SPECIFICATIONS

Model	EGR2800
Capacity (ton)	4
Distribution width (mm)	700
Width (mm)	1600
Length (mm)	4500
Height (mm)	1700
Weight (kg)	1200
Carrying system	Chain Conveyor
Distribution System	Rotating Drum
Spreading direction	Right side
Number of tires (Piece)	2
Movement Transfer	Chain gear system
Power Take-off RPM (l/min)	540
Power Need (Hp)	60





# SOLID FERTILIZER DISTRIBUTION TRAILER



YR Solid Fertilizer Spreading Trailer ensures distribution of animal manure with high organic matter content on the farm surface homogenously. Fertilizer is distributed/spread on a wider area more homogenously through the vertical helix system. In this way, the soil compaction rate decreases, time and labor savings are achieved. Considering the characteristic structure and power distribution, the machine becomes prominent as the perfect harmony of hydraulic and mechanic. The movement taken from the power take-off of the tractor is transferred to the helix through transmission and forms the distribution system. The fertilizer carrying conveyor system is driven by a hydromotor through a transmission. By this way, the tractor is used more efficiently and fuel saving is provided.

Thanks to its hydraulically adjustable discharge cover, the fertilizer to be spread and the amount of fertilizer to be spread can be set at high precision in accordance with the characteristics of the fertilizer and this process can be done quickly and easily. All products manufactured by our firm have test reports, certified industry registration certificates and production certificates. Our products are sold through the Agricultural Credit Cooperative, Pankobirlik and Ziraat Bank. We intend to provide maximum satisfaction and benefit for the owners of our Elibol Agricultural Machines through our guarantee service which aims to minimize the downtimes of machines through its rapid intervention and fast resolutions in the guarantee term.






**TECHNICAL SPECIFICATIONS**
**10 TON**

Model	10 TONS
Loading Capacity (ton)	10-12.
Width (mm)	2840
Length (mm)	6475
Height (mm)	2685
Weight (kg)	4900
Chassis Dimensions (mm)	1100X3660X1870
Spreading Helix Type	Vertical
Number of Spreading Helix (Piece)	2
Tire dimensions	12.5/80-18
Discharge Cover Type	Hydraulic
Annulus Velocity of the Spreading Helix (m/s)	23,74
Control and Command System	Hydraulic Control Manual Control
Conveyor Movement System	Hydromotor / Transmission
Power Take-off RPM (l/min)	540
Chassis bottom ground clearance (mm)	770
Power Requirement (Hp)	75
Number and Type of Axles	Single/Tandem
Number of Conveyor Chains (Piece)	4
Sprinkling Width (m)	25
Color of the Protective Paint	Red





# AUTOMATIC STRAW COLLECTING AND HAYMAKING MACHINE



YR Automatic Straw collecting and hay making machine is driven through the power take-off of the tractor and shows maximum performance even under rough and inclined land conditions. The machine is used for turning stalks of wheat, barley, oat, rye, soy, corn and similar grains into hays

The machine picks the stems left by the combined harvester as a line after harvesting a farmland through a stem collecting order, turns them into hay and fills them into the trailer it tows. The attachment is through the drawbar. The drawbar is prepared for two different positions in accordance with the conditions of road and farm operation modes and by means of the new hydraulic system, the machine provides facility by providing the chance to adjust the stem picking mechanism at any height in road and farm operation modes.





**TECHNICAL SPECIFICATIONS**

Model	EMS 002
Working Width (mm)	1730-1770
Width (mm)	2500
Length (mm)	4800
Height (mm)	2900
Weight (kg)	1700
Drum width (mm)	1180
Average Operating Speed (km/h)	2,6
Working Capacity (ton/h)	2,2
Power Take-off speed (l/min)	540
Power Requirement (Hp)	45





# FRUIT COLLECTING TRAILER



YR Fruit collecting Trainer which attached to the tractor through the drawbar is a multi-purpose product suitable for the structure of orchards, and facilitates fruit-picking operations. The height needed for the fruit picking operation is adjusted through the hydraulic system of the tractor and it ensures picking up fruits even at high parts of trees without any problem. With the system which reducing the manpower needed for picking fruits, the fruits picked up by it can be collected inside cases on the trailer. The trailer is designed to facilitate fruit picking operations easily from both sides through its stands opening from the right and left sides.





**TECHNICAL SPECIFICATIONS**

Model	Width (mm)	Length (mm)	Height (mm)	Weight (kg)	Lifting and Movement System	Maximum Lifting Height (mm)	Collapsible Stand	Max. Collapsible Width (mm)
EMT 30	1500	3900	1600	1340	Hydraulic Control	2600	Right and Left Collapsible	2800



# BALE LOADING MACHINE



YR Bale Loading Machine picks square bales on the farm surface by means of the tractor and transfers them to the trailer through the height-adjustable lift.

This feature provides facility for stacking.

The machine is driven by the power take-off of the tractor and the machine tow hook can be adjusted according to the work and road conditions





## TECHNICAL SPECIFICATIONS

Model	EBY
Collectable Bale Size (cm)	36-46X90-120
Number of Conveyor Chains	2
Power Take-off RPM (l/min)	540
Power Requirement (Hp)	30
Number of Axles	Single
Tire Size	165/80-R13
Discharge Direction/Type	Back side Hydraulically Adjustable
Width (working position) (mm)	2150
Width (Road position) (mm)	1900
Machine Length (mm)	5800
Machine Height (mm)	2400